

SPEED GATES
GT-SK



 **GASTOP**



ICP
Reliability

Quick and Easy Setup



SPEED GATES

Facilitates access control in secure areas indoors

Typical usage:

- passenger traffic ticket and access control points, airports/seaports,
- authorized personnel entry points, passengers flow direction,
- access control points in secure buildings (e.g. federal facilities, including border crossings, departments, other agencies and branches)
- ticket control and fee collection points at museums, theaters, exhibitions, fairs, arenas, pay toilets, ticket control points in sports facilities, e.g. swimming pools, stadiums, other multipurpose arenas.
- access control and TNA systems in the workplace, e.g. offices, special areas in factories.





Timeless Design And Top Reliability

Perfect Form



DEVICE DESCRIPTION



CABINET FINISH OPTIONS



■ Stainless steel - INOX AISI 304



□ RAL 9005



□ RAL 9005



□ RAL 5010



□ RAL 6002




□ RAL 9003

■ Standard finishing

□ Non-standard finishing

FUNCTIONS



1. EASY SETTING

Configuration of operation modes (e.g. NO - Normal Opened Mode, NC - Normal Closed Mode, Free Entry Mode) and function is easy with the use of a control panel with a display and an encoder.

2. LED PICTOGRAMS

Led pictograms show active/inactive traffic directions in the passage. The red color shows the inactive/blocked traffic direction (the device blocks the passage). The green color shows active/unblocked traffic direction.

3. SOUND SIGNALLING

Sound signalling informs, among others, about occurrence of an unusual situation (e.g. an attempt of two people trying to pass in the same or in opposite directions without an authorisation), or about detecting an unauthorised object within the movement detection area.

4. EMERGENCY EXIT

In case of a voltage decay, the device remains in an unlocked position.

5. SYSTEM OF SENSORS

A processor system software analyses signals from the system of sensors what allows to detect, with high accuracy, cases such as a passage attempt of two people on a single authorisation or a passage of a person without authorisation.

6. OVERLOAD PROTECTION

All devices are equipped in an additional overload protection, which stops the wings movement if an obstacle is detected and a sound signalling is set off.

TECHNICAL PARAMETERS

MECHANISM

- Average capacity 25 - 50 persons/minute.
- Precise and fast drive system of the wings movement.
- System for positioning the arms (movement synchronisation).
- System for making the passage passable in case of voltage decay (battery).

THE DEVICE CONSTRUCTION

- A simplified assembly to a foundation with the use of glued anchor bolts (anchors are not included).

ELECTRONIC SYSTEM

- Steering input (0V signal) for each traffic direction individually (e.g. a card reader, a control panel, a coin dispenser, a remote control, a firefighting system),
- Feedback signal output (0V signal) informing about a passage of a person based on an authorising signal,
- A higher priority input for excluding the section from operation (e.g. from the building management system),
- The highest priority input for clearing/opening the passage section (e.g. from the firefighting system),
- Functions: possibility to set the device operation modes (free passage or passage with authorisation for each traffic direction separately), remembering steering signals during the working cycle, sound signalling, diode signalling, adjustable speed of the wings movement, automatic calibration and setting from the level of the control panel inside the device.

MARKINGS OF DEVICES

Model	Module	Cabinet finish
GT-SK	L/C/R	INOX/RAL ...

Examples of markings:

- GT-SK-L-INOX - GH left module, cabinet finish: stainless steel,
- GT-SK-C-RAL9005 - GH central module, cabinet finish: painted steel: RAL9005

PARAMETERS

PARAMETER	GH-L/R	GH-C
Power supply voltage:	24 V DC	24 V DC
Maximum power consumption:	90 W	180 W
Minimum power consumption:	30 W	60 W
Current consumption at start-up:	4 A	8 A
Operation temperature:	0° to +50°C [32° to 122°F]	0° to +50°C [32° to 122°F]
Storage temperature:	-30° to +60°C [-22° to 140°F]	-30° to +60°C [-22° to 140°F]
IP protection rate:	IP 40	IP 40
Maximum operation humidity:	85 %	85 %
Wing opening/closing time:	-1 sec	-1 sec
Main housing material:	INOX AISI 304	INOX AISI 304
Device wing - hardened glass	8 mm [0.31 in]	8mm [0.31 in]

OPTIONAL EQUIPMENT*

Name	Description
Transformer	A 110/24V or 230/24V transformer
Control panel	A control panel for the pedestrian traffic manual control

* Optional equipment is not included with the device.



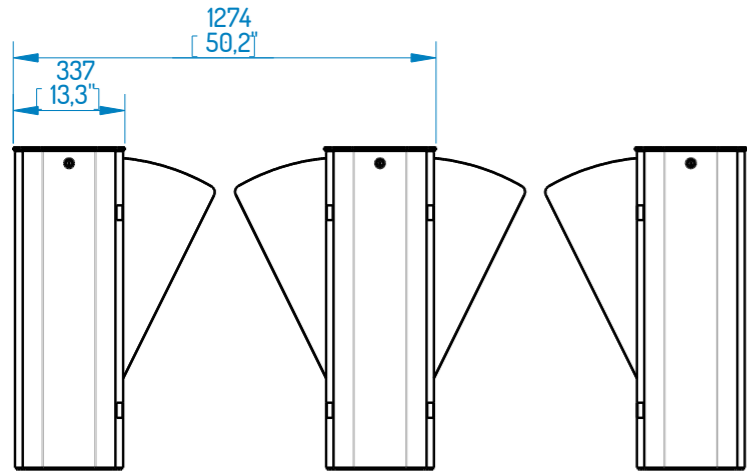
Materials and tutorials are available at www.gastopgroup.com

All information given herein are valid for the moment of publishing. GASTOP reserves the right to introduce changes to the offer herein, concerning both the models, as well as their construction and equipment. This document does not constitute an offer as understood by the law and is published for information purposes only.

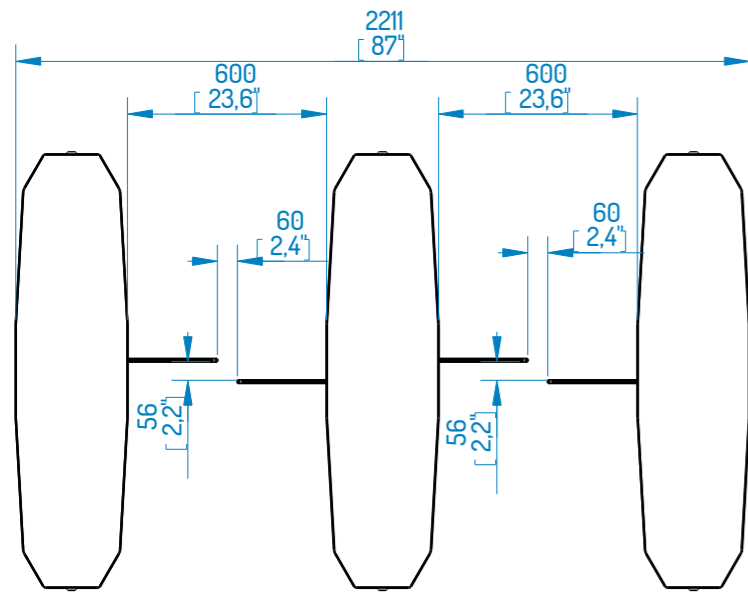
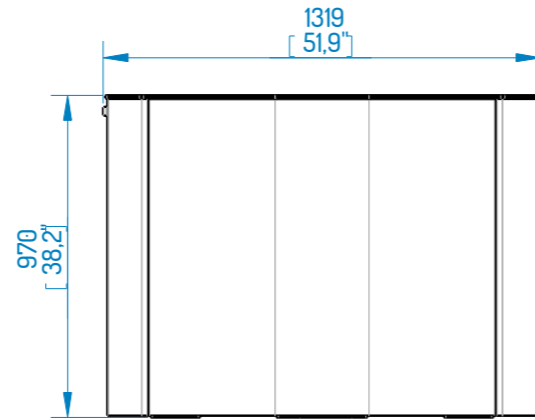
Equipment versions presented in this catalogue may not be available. Visualisations and photos of products presented herein may not show technical solutions adopted, properties of materials or colours used in detail. In order to define the abovementioned parameters, it is advised to ask an authorised distributor or the device producer directly for more information.

All rights reserved to Gastop Production Sp.z o.o.

DIMENSIONS



MASTER SLAVE/MASTER SLAVE



Notes:



EU: GASTOPGROUP.COM
USA: GASTOP.US

Dystrybutor

MADE IN E.U.